

V Lift PRO



P D O T H R E A D S

Designed for professionals.



Imagine.
Create.
Beauty in vectors.

Since 2013 V LIFT PRO starts its journey, hand in hand with polydioxanone's sutures. We are writing history, learning, researching, risking, and of course, improving in each step forward. Experiences, successes and challenges, leading to our own brand of PDO threads, performed from the constant dialogue with the professional, listening their needs and providing more references, a safe and effective treatment model. Visual, as well attractive and beauty.

Beauty in vectors.

Collagen activator Smart threads

M O N O

Mono threads, or biological threads, are smart threads, generators of collagen. They work by improving the skin quality by increasing densification. Mesh design, imitating the natural structure of collagen. The V LIFT PRO threads offer different measures for a better application on face, neck and body areas. The insertion layer is deep dermis or subcutaneous, guide needle has special design for painless.

INDICATIONS

Small and medium flaccidity on face, neck.
Treatment in abdomen, sad navel, buttocks, inner side of arms and thighs, knees, décolleté.
Small areas: eyelids, dorsum hands, barcode, crow's feet, forehead, eyebrows.
Overall skin improvement in any area.
Cellulitis.
Prevention of gravitational sagging.
Gynecoesthetics.



PRESENTATION

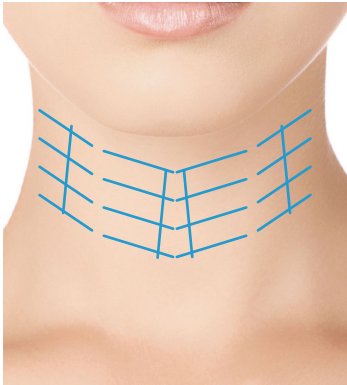
100 threads per box.
10 pouches/5 units in 2 sachets.



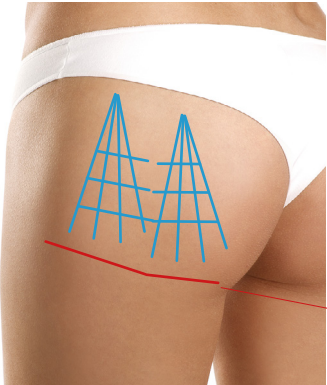
SCHEMES



Ver./Hor.: (29G50 or 27G60)
Eye: (30G25 or 29G38)



Central: 29G38 or 30G25
Lateral: 29G50 or 27G60
Vertical: (29G50 or 27G60)



Subgluteus line

Vertical (25G90)
Horizontal (25G90 or 27G60)

KEY

Right indication, choice ideal patient for the treatment, suitable layer of insertion, training in the technique. Follow protocols

BEFORE & AFTER



NEEDLE (mm)	
GAUGE	LENGTH
25G	90
27G	60
29G	50
29G	38
30G	25

SUTURE (mm)	
USP	LENGTH
4 - 0	160
5 - 0	100
6 - 0	80
6 - 0	60
6 - 0	30

AREAS
Body areas.
Face, neck, body areas.
Face and neck.
Bar code, periorbicular, eyebrows, forehead, dorsum hands.
Periorbicular, eyelids, barcode, periumbilical.

Bidirectional cogs Immediate lifting

P R E M I U M

Multidirectional, 360° spiculated PDO threads. Guide needle of special "painless". Design to work in approximating two points. They offer the advantage to choose two options: one point of entry, "closed technique" or "open technique", with entry and exit points. V LIFT PRO has 3 references to improve the results according to the type of skin. The insertion layer is subcutaneous.

INDICATIONS

Horizontal treatment of the cheeks and neck.
Indicated in thin skins, photo type 1 and 2 of the Fitzpatrick classification.
They are very useful in strength lifting treatments with short vectors, especially UPS 2-0, 4-0 threads.

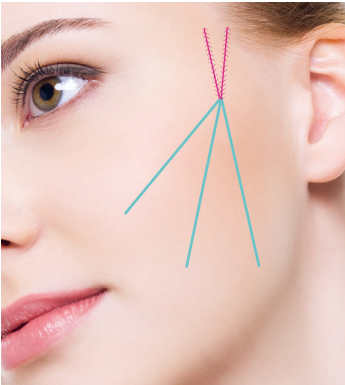


PRESENTATION

80 threads per box.
10 pouches/4 units in 2 sachets.



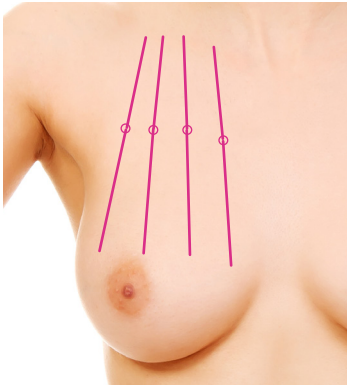
SCHEMES



Cheeks: 23G70
“ONE POINT” Technique



Central: 21G70
Lateral: 23G70
Closed Technique



Lower: 21G90
Higher: 23G70



KEY

Combine always with smooth threads as the basis is necessary for non-surgical lifting treatment.

Difference between “open” and “closed” technique
Open: Entry and exit point
Closed: Only one point of entry

The Open technique is especially indicated for the cheeks lifting in combination with Genesis or Cones threads.



NEEDLE (mm)		SUTURE (mm)		AREAS
GAUGE	LENGTH	USP	LENGTH	
19G	70	1 - 0	140	Cheek, neck, inner arms, knee, navel.
19G	90	1 - 0	160	Jaw, checks (medium sagging). Men. Buttocks and abdomen.
21G	70	2 - 0	140	Horizontal vectors in cheeks, best option for neck. Inner arms.
21G	90	2 - 0	160	Inner thighs, breast, body areas.
23G	70	4 - 0	140	Face, neck, eyebrow.
23G	90	4 - 0	160	Cheeks, inner arms, knee, navel.

More tension,
less trauma

GENESIS

Cannula insertion is an innovation to introduce higher-wider/larger gauge threads (1-0), since the cannula does not cut, but separates tissues in its path. The spicules are in 360°, for a three-dimensional fixation of tissue. The main indication is for photo types III and IV of the Fitzpatrick classification, with a medium flaccidity. Insertion layer, subcutaneous.


INDICATIONS

Cheeks with medium flaccidity
Abdomen, buttocks, inner arms and thighs
Jaw
Greater lifting in cases of medium flaccidity
Mens

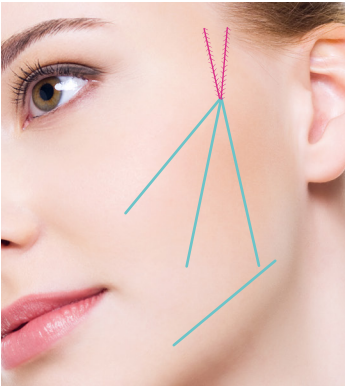


PRESENTATION

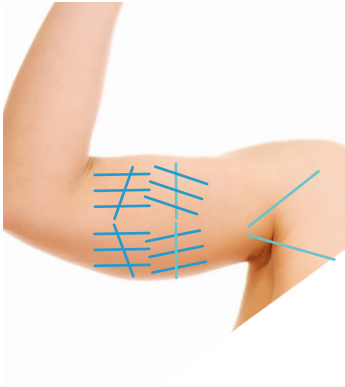
80 threads per box.
10 pouches/4 units in 2 sachets.



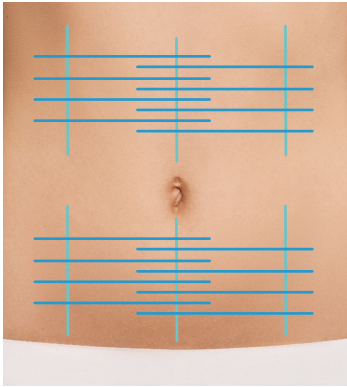
SCHEMES



Mandibular arch: 19G90
Cheek: 21G70



Inner arms: Genesis 21G70
Combine with MONO 29G60



Abdomen: 21G90 ó 23G90
Combine with MONO 25G90



KEY

Skin Care patient, suitable patient selection, personalized vectors, design, training.

BEFORE & AFTER



NEEDLE (mm)	
GAUGE	LENGTH
19G	70
19G	90
21G	70
21G	90
23G	70
23G	90

SUTURE (mm)	
USP	LENGTH
1 - 0	140
1 - 0	160
2 - 0	140
2 - 0	160
4 - 0	140
4 - 0	160

AREAS
Cheek, One Point Entry
Jaw, gluteus, abdomen, heavy cheeks.
Inner side arm, neckline, navel.
Buttocks, abdomen, inner thigh.
Reinforcement in scalp and neck back , décolletè, navel, eyebrows.
Abdomen, inner thigh (in slim skin).

Cones cogs Cannula

C O N E S

Threads made with molds so that the spicules are shaped like bidirectional cones avoiding the cuts on the thread, which gives a greater consistency, being a single piece (molding). Guided by cannula, and with a much larger calibre, which guarantees an effective and safe procedure, for the lifting of tissues of greater flaccidity and / or weight.


INDICATIONS

Photo type 3 to 6 on the Fitzpatrick scale skin
Men
Face, neck, body areas with this type of skin
Weighted tissues
Asymmetries
Layer of insertion in deep subcutaneous

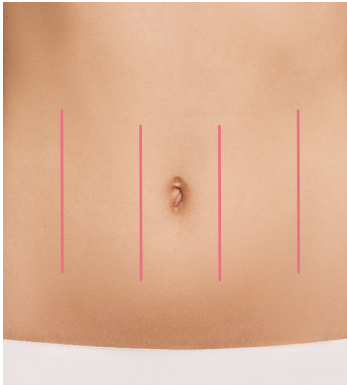


PRESENTATION

40 threads per box.
10 pouches/2 units in 2 sachets.



SCHEMES



KEY

Use only for proper indications. Vector determination is basic for the succes of the treatment. With Cones, it is possible to overcome the mandibular arch to put more tension.

BEFORE & AFTER



NEEDLE (mm)	
GAUGE	LENGTH
18 G	100

SUTURE (mm)	
USP	LENGTH
1 - 0	185

AREAS
Face, breast, buttock, abdomen.

Nose lifting Voluma y contour

N O S E

PDO threads treatments have been covering more and more areas. Nose covers perfectly the demand that the professional required for the nasal area. We can also align the dorsum nose, or approximate wide nasal wings. Definition, lifting, aesthetic or restorative improvement, volume or contour, are some of the possibilities we find in this new family of threads.

INDICATIONS

- Lifting the tip of the nose
- Alignment of the nasal dorsum
- Reduction of the nasal wings
- Non-surgical nasal remodeling



PRESENTATION

80 threads per box.
10 pouches/4 units in 2 sachets.



SCHEMES



Nose 19G38, Septum



Nose 19G50, Nasal wing

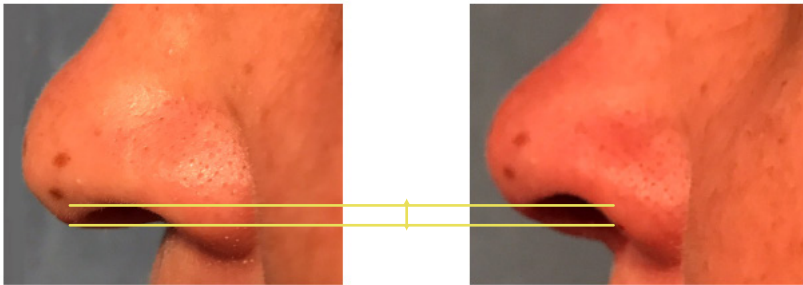


Nose 21G60, Dorsum

KEY

Proper election of the gauge to use. Specific training because of the special area.

BEFORE & AFTER



NEEDLE (mm)	
GAUGE	LENGTH
21G	60
19G	38
19G	50

SUTURE (mm)	
USP	LENGTH
1 - 0	80
2 - 0	50
2 - 0	50

AREAS
Dorsum.
Septum/Dorsum.
Septum, glabella, nasal wing.

Single Twisted to needle

S C R E W

V LIFT PRO is the answer to the professional request of the last 5 years ago. Thanks to this study, we launched the new line Screw, smooth threads twisted to the needle, which get a spring effect when introduced. It is the option to answer tp very specific indications, such as vertical wrinkles of the cheeks or deep wrinkles, working as a “spring effect” and can be tightened without insertion in these specific areas. Insertion layer, subcutaneous.

INDICATIONS

Vertical wrinkles of the face
Interbreast
Sad navel
Arms
Neckline



PRESENTATION

100 threads per box.
10 pouches/5 units in 2 sachets.



SINGLE

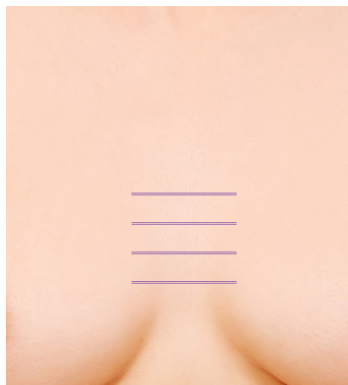
DOUBLE

NEEDLE (mm)		SUTURE (mm)	
GAUGE	LENGTH	USP	LENGTH
26 G	60	5 - 0	100
29 G	38	6 - 0	60
29 G	60	6 - 0	100
25 G	60	5 - 0	100

SCHEMES



Insertion from the back of the face, with an entry point, in horizontal and parallel direction. Special caution when removing the needle, do it slowly, to keep the spiral arrangement of the thread.



Single screw, preferably in younger patients or with photo type I and II skins. Double Screw, for thicker skins, skins III to V, or when it comes to deeper wrinkles.

KEY

Insertion in parallel. Collagen generation for specific indications.

Double Pair of threads



Pair of threads Twisted

PRO TWIN

Smooth threads, two threads in pairs curled on themselves to reinforce the support points. Its insertion is in SMAS, that is, practically at muscular layer. The twisted thread is able to support great weight, ideal to combine with spiculated threads at higher points of insertion.

INDICATIONS

Reinforce the strength of the points that will support a lot of tissue weight e.g.: One-point Genesis, Aurea Beauty
Insertion layer, deep subcutaneous / SMAS
High areas of face and neck, or any area body of the body




PRESENTATION

100 threads per box.
10 pouches/5 units in 2 sachets.



NEEDLE (mm)		SUTURE (mm)	
GAUGE	LENGTH	USP	LENGTH
25 G	50	6 - 0	80




V LIFT PRO TECHNIQUE

"V Lift Pro" PDO is an effective technique to improve the skin quality and tightening, by non-surgically lifting the gravitational sagging of the skin tissues, as well as recovering the Golden Proportion by redefining the facial contours.

- It has a dual mechanism of action, as well as biological (neo-collagenesis) and mechanical (floating fixation spicules) effects
- It provides natural, long-term results, up to approximately one year (6-18 months), depending on age, skin quality, genetics, lifestyle, sun exposure.
- It has minimal side effects
- No-downtime procedure
- No need of sedation or general anesthesia
- High degree of patient satisfaction

"V Lift Pro" is a unique technique that optimizes the combination of mono and spiculated threads by mesh and strategic vectors, thereby allowing to use the smallest number of threads and get the best results.



WHAT HAS BEEN THE CONTRIBUTION OF V LIFT PRO?

"We were the first, we are the experts"

V Lift Pro was the first company to introduce PDO threads in Europe and Latin America, through the "V Lift Pro" technique, based on multicenter clinical trials in Caucasian population. V Lift Pro is unique, specific technique and received intellectual property protection (Dr. Vicenta Llorca).

"Training is our difference and strength"

From the beginning, training is being the essence of our modus operandi. Successful results depend on the use of the most correct technique. Inserting a thread is not complicated per se - any doctor can do it - but only trained doctors can obtain the expected results. In addition, doctors have the opportunity to gain experience from trained fellows. We also provide the necessary support and training to Companies that become distributors in our markets, and they rely on us for any activity: we help with training in every country, in EU, LatAm and Asia.

"Designed for professionals"

As experts, we know what characteristics a device must possess to fulfill different indications, taking care of details, greater precision for professionals, greater comfort for patients. Our objective is to increase the degree of patient satisfaction, the effectiveness of the procedure and achieve the best results.

"Global presence"

We participate in major international congresses in Europe, Latin America, the Middle East, as well as in national congresses through our partners and distributors. We showcase procedures at the booth, during workshops, expert meetings, and remote teaching sessions.

"V Lift Pro Club"

Collaboration with Scientific Societies for non-commercial purposes is a crucial activity. A clear example is our Annual Trophy, that offers three awards: "Best Case", "Innovation", and "Press". Independent scientific committees select cases about PDO thread procedures submitted by doctors around the world. In addition, our threads are present in the most prestigious clinics.

which areas can be treated with pdo threads?

facial contouring

PDO threads can effectively strengthen the face contour, providing a surgical lift effect when the cheeks present with sagging skin, as well as jowls and neck. They also produce an excellent brow lift.

skin rejuvenation

- Enhances skin quality
- Can be combined with other æsthetic procedures
- 100% biocompatible
- Neo-collagen production + tightened and lifted skin

procedure

Apply a local anesthetic cream on the area 30 minutes before treatment. The PDO thread is inserted using a needle or cannula guide. The procedure takes approximately 45-60 minutes, depending on the area to be treated. No downtime.

F A Q

Who is a good candidate for a thread lift?

The best candidates are patients in the initial period of sagging, first appearance of wrinkles, drooping of the eyebrow, sagging of the mid and lower face, visible jowls, loose skin on the neck. BMI < 25. Definitely reversal of the V form in the Golden Proportion.

Which areas are most effectively treated with PDO threads?

Face, neck, eyebrows, nasolabial folds, marionette lines, cheeks, jaw line and double chins, as well as body areas in thin patients.

What are the PDO threads made of?

V Lift Pro threads are 100% PDO polydioxanone, which is a clinically proven, biocompatible and bioabsorbable material that is widely used in medical suturing. Its reabsorption is by enzymatic hydrolysis; in the third month, a 50% decrease is observed, that reaches 100% in the sixth month. Thicker gauge (USP) threads may take up to 8 months to reabsorb, but the results are more durable, thanks to new collagen production and deposition.

Can PDO threads be used alongside other aesthetic procedures?

PDO threads can be used alone or in combination with other aesthetic treatments, e.g., fillers, mesotherapy, PRP, micro-needling, peels, radiofrequency, fractional Laser, carboxytherapy, calcium hydroxyapatite.

Who should perform PDO thread procedures?

Only trained professionals who have attended a full training course are certified to perform this procedure.

When are the results with PDO threads expected?

An improvement may be observed immediately after treatment, with a visible lifting effect in the treated areas. This will improve over a period of 2-6 months as new collagen is produced between the threads, thereby exerting further lifting and tightening to the skin.

How long do the results usually last?

It depends on age, genetics, lifestyle, smoking habits, skin type, amount of collagenase in the skin: approximately 12 months (6-18 months) and when using CONES, the results can last up to 24 months.

Are there any side effects with PDO threads?

PDO thread lifting is a very safe procedure and complications are extremely rare. Minor complications may include temporary erythema, edema and bruising. Patients may feel slight tightness or a pulling sensation following the treatment, but this subsides over a few weeks.

Is any post care treatment necessary?

Avoid sources of heat (e.g., saunas), procedures that generate heat such as radiofrequency, no strong exercise, no massage. Make up can be applied after 24 hours, sleep supine (preferably), avoid food that requires strong chewing and avoid sun exposure. Cold packs can be applied intermittently in case of inflammation, as well as arnica-based creams; avoid anti-inflammatory drugs, use preferably paracetamol if necessary, for 15 days.

Are there any contra-indications?

The sutures do not have specific contra-indications. They should not be applied in case of systemic or local infection in the area to be treated or in case of inflamed areas.

The protocol in patients taking anti-coagulants is the same as for any other aesthetic procedure.

Autoimmune diseases are a relative contra-indication, the safety of the thread has not been established in these patients.



DR. VICENTA LLORCA

- General Manager V LIFT PRO
- Doctor in Medicine and Surgery
- Master degrees in Aesthetic Medicine
- Pioneer PDO threads as non-surgical facelift in Europe and LATAM
- Intellectual property "V LIFT PRO technique" for PDO non-surgical facelift in Caucasian population.
- International speaker
- Professor for PDO in University Valencia and Amsterdam
- Papers/research

Dr. Vicenta Llorca, pioneer in non-surgical facelift treatments with polydioxanone sutures. The initial schemes were focused on the Asian population, therefore, we had to look for a model that will work in the Caucasian population. 5 years later, the V LIFT PRO technique provides effective schemes combining several types of sutures, to ensure results in the short and the long term. Comfort and safety for the professional, and of course, patient satisfaction, the PDO sutures get a positive and lasting experience.



In 2015, Dr. Vicenta Llorca awarded for Beauty Trophy at the section of Best Tightening case, in Amec Paris. The case presented was made with the 3rd Generation of PDO sutures, **Genesis**, obtaining a spectacular result, with only two sutures, for cheek lift. Experience throughout the years, is showed in the products that V LIFT PRO provides to the professional, can choose several models and get the desired results according to the type of patient.



PRO series

Designed for professionals.

vliftpro.org

Distributed by:

V LIFT PRO INTERNATIONAL S.L.

País Valencià 17 Bajo

03570 Villajoyosa (Spain)

Phone: 0034 966322600

vliftpro@vlift.org